



Troubleshooting Guide

SETTING UP THE IPHONE APP FOR THE VMAX™ SERIES

Step 1.

In the App store on your iPhone/iPad, type “DW VMAX” in the search bar. It should display a number of our apps. Download the blue icon app that is called DW VMAX. DW VMAX will work with the following models:

VMAX | VMAX Flex | VMAX 480 | VMAX 960H FLEX | VMAX 960H Premium | VMAX 960H CORE | VMAX IP | VMAX D1 | VMAX HD | VMAX A1



[Schedule a Demo Today >](#)

Learn how Digital Watchdog will increase your profitability.




☎: 866.446.3595 ✉: sales@dwcc.tv 🌐: www.digital-watchdog.com



Troubleshooting Guide

SETTING UP THE IPHONE APP FOR THE VMAX™ SERIES Step 2.

After the app is downloaded, run the application. You will see a blank screen labeled the “Device List”. Press the “+” button in the upper left to add a new site.



[Schedule a Demo Today >](#)

Learn how Digital Watchdog will increase your profitability.



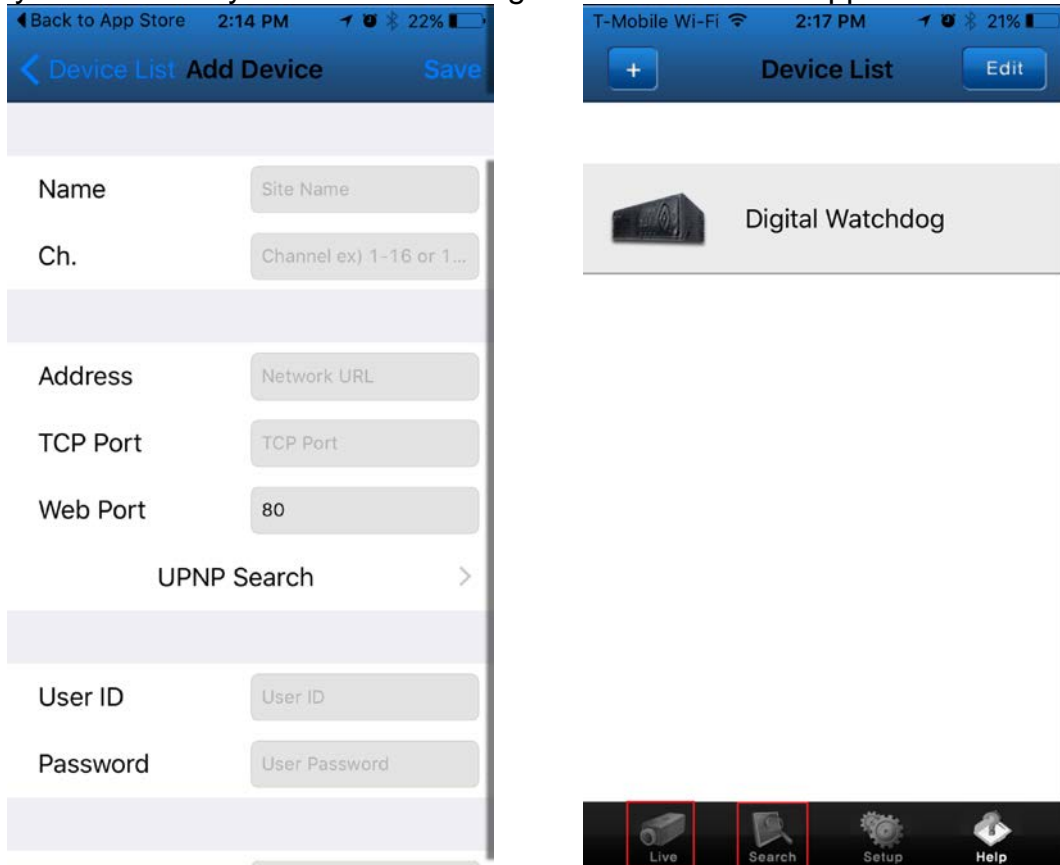
☎: 866.446.3595 ✉: sales@dwcc.tv 🌐: www.digital-watchdog.com



Troubleshooting Guide

SETTING UP THE IPHONE APP FOR THE VMAX™ SERIES Step 3.

The application will now prompt you with information fields. The information requested is mostly found under your network settings on the DVR. The app will ask for:



Site name: This can be whichever name you choose

Channel: This will be the channel capacity of the unit. (1-4, 1-8, 1-16)

IP address or URL: this will be the address your DVR uses for network connection.

TCP Port: This is the TCP/IP/Mobile port found on your unit.

Web Port: This is the web port found on your unit.

User ID: This is the ID used to log into the unit.

Password: This is the password used to access the ID of your unit.

Model: This is the model of the unit you own.

[Schedule a Demo Today >](#)

Learn how Digital Watchdog will increase your profitability.



☎: 866.446.3595 ✉: sales@dwcc.tv 🌐: www.digital-watchdog.com



Troubleshooting Guide

SETTING UP THE IPHONE APP FOR THE VMAX™ SERIES Step 4.

After you enter your DVR's network information, press the save button.

T-Mobile Wi-Fi 2:17 PM 21%

< Device List Add Device Save

Name Digital Watchdog

Ch. 1-16

Address 108.9.143.92

TCP Port 9011

Web Port

UPNP Search >

User ID Demo

Password ●●●●

[Schedule a Demo Today >](#)

Learn how Digital Watchdog will increase your profitability.



☎: 866.446.3595 ✉: sales@dwcc.tv 🌐: www.digital-watchdog.com



Troubleshooting Guide

SETTING UP THE IPHONE APP FOR THE VMAX™ SERIES Step 5.

Select the newly created site and press “Live” to bring up the live connection. Press “Search” to use the search function.



[Schedule a Demo Today >](#)

Learn how Digital Watchdog will increase your profitability.




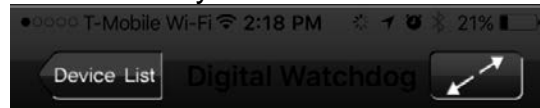
☎: 866.446.3595 ✉: sales@dwcc.tv 🌐: www.digital-watchdog.com



Troubleshooting Guide

SETTING UP THE IPHONE APP FOR THE VMAX™ SERIES Step 6.

From here you should be able to see your cameras!



[Schedule a Demo Today >](#)

Learn how Digital Watchdog will increase your profitability.



☎: 866.446.3595 ✉: sales@dwcc.tv 🌐: www.digital-watchdog.com



Troubleshooting Guide

SETTING UP THE IPHONE APP FOR THE VMAX™ SERIES Additional Notes:

Some models request different information in the ports. For example, the 960 Core only has one port number. If you set the model to 960 Core it will grey out the web port. Another example is the Classic Vmax uses the “mobile” port, not the “TCP port” as the app calls for.

If any of the information is incorrect when it is first set up, you may need to delete the site and start over.

As with the Android app, you will usually need two sites for a local and remote connection.

Make sure that when entering the channel, you do include the max amount of channels your unit can hold. For example; if you have an 8 channel unit but are only using 5 channels, you might be tempted to put 1-5. However, if you add three cameras later, it will still only show channels 1-5.

It is also good to make sure you do not set the channel as “4”, “8”, or “16”. This will only display the single channel you have put.

[Schedule a Demo Today >](#)

Learn how Digital Watchdog will increase your profitability.



☎: 866.446.3595 ✉: sales@dwcc.tv 🌐: www.digital-watchdog.com